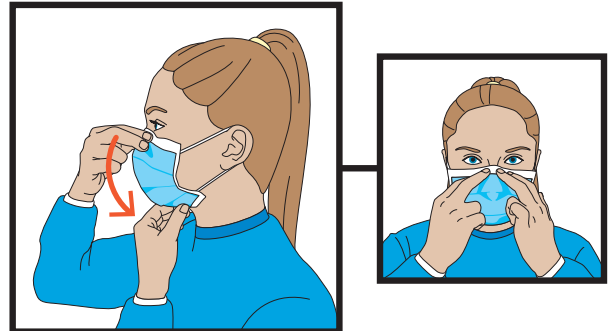


PROCEDURE MASK

How to put it on and take it off


HOW TO PUT ON THE MASK

1. WASH your hands before picking up a mask
2. PLACE the ear loops behind your ears
3. UNFOLD the mask from your nose to your chin
4. MAKE SURE the mask touches your cheeks
5. SHAPE the nose clip to your nose



HOW TO TAKE OFF THE MASK

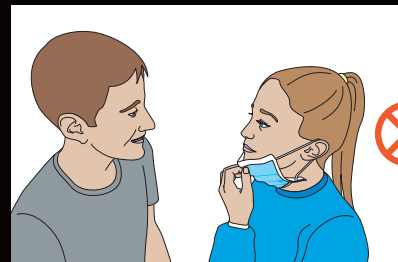
1. WASH YOUR HANDS then remove the mask by pulling the loops off your ears
2. WASH YOUR HANDS AGAIN after removing the mask



CAUTION!



DO NOT TOUCH the mask



DO NOT REMOVE the mask to talk to someone

CHANGE THE MASK

- WHEN IT'S SOILED
- WHEN IT'S WET AND UNCOMFORTABLE
- AS DIRECTED BY YOUR FACILITY